



PVSEC-33

How to Join Sessions


An Instruction for attendees

- **General Precaution**
- **Log-in to the PVSEC-33 Conference Platform**
- **How to download abstract PDFs**
- **How to access sessions online**
- **How to view e-poster/video**

General Precautions



PVSEC-33



The following acts are prohibited.

- **Capturing screen** (including screenshots and photos)
- **Recording** or **videotaping** of presentations
- **Duplicating** and **redistributing** the contents of presentations without permissions

For ON-SITE attendees:

- All participants will be required to have their temperatures checked upon arrival. Any participant with a fever higher than 37.5 °C will not be permitted to attend the conference. Thermometers are placed near the registration.
- Please wear a mask properly in the conference venue.
- Wireless LAN service is available in common areas of all buildings of Nagoya Congress Center, but **please do not connect to Zoom due to insufficient communication capacity**. You can connect to Zoom only in the event hall where high-capacity wireless LAN is installed.

Log in PVSEC-33 Conference Platform

<https://confit.atlas.jp/pvsec33?lang=en>



PVSEC-33

The screenshot shows the login interface of the PVSEC-33 conference platform. At the top, there is a banner for the "PVSEC-33 International Photovoltaic Science and Engineering Conference" held from "13-17, November 2022" in "Nagoya, Japan". Below the banner, there is a "confit" logo and a "Program Searching System for Participants" section. The main content area contains a "Log In" form with two input fields: "Login ID *" and "Password *". Below these fields are checkboxes for "Keep me logged in" and a "Log In" button. A link for "[Forgot your password?]" is located at the bottom of the form. A red box highlights the input fields, and an orange box highlights the "Log In" button. Arrows point from the instructions on the left to these elements.

(1) Enter your login ID and password

(2) Click login button

Note: Your ID and password will be notified via email **on and after November 4.**

ID and password for the Conference Platform are different from the ones used for accessing My Page of the Paper submission/Registering site on.

Three Ways to Find Sessions



PVSEC-33



General information

Announcements (0) >

Timetable

Sun. Nov 13, 2022 >

Mon. Nov 14, 2022 >

Tue. Nov 15, 2022 >

Wed. Nov 16, 2022 >

Thu. Nov 17, 2022 >

Program

Sessions >

Search for presentations >



1) Find sessions from "Timetable"
Click the date (page 5)

2) Find sessions from "Sessions" (page 6)

3) Find Sessions by searching presentations

Search for presentations

Title, Speaker, etc.

Search

[» Advanced Search](#)

Contact


PVSEC-33 Abstract Desk
pvsec2022-abst@or.knt.co.jp

Find sessions from timetable (and attend live sessions online)



Click the session name to see the list of presentations and download abstracts.

Click and select to change dates

To access live streaming session, click  (No passcode is required except for Tutorials and Networking lunch.)

A screenshot of the PVSEC-33 timetable interface. At the top, it says "PVSEC-33" and "Mon. Nov 14, 2022" with a dropdown arrow. Below that, it shows "432 Bldg. 4, 3F". A yellow callout box with an arrow points to the date dropdown. The main content area shows a list of sessions. The first session is "Sub area 2-3: Field performance of photovoltaic systems and related issues" with a sub-item "[MoO-23a] Field performance and prediction model". A green callout box with an arrow points to this session. Below it is a "Live Streaming (Zoom)" button with a blue callout box and arrow pointing to it. The second session is "Sub area 2-3: Field performance of photovoltaic systems and related issues" with a sub-item "[MoO-23b] Field performance for bifacial PV modules".

PVSEC-33	
Mon. Nov 14, 2022	
432	
Bldg. 4, 3F	
Sub area 2-3: Field performance of photovoltaic systems and related issues	
[MoO-23a] Field performance and prediction model	
Live Streaming (Zoom)	
Sub area 2-3: Field performance of photovoltaic systems and related issues	
[MoO-23b] Field performance for bifacial PV modules	


Find sessions from “Sessions” in Program menu



The screenshot shows the PVSEC-33 website interface. At the top, there is a banner for the "International Photovoltaic Science and Engineering Conference" held from November 13-17, 2022, in Nagoya, Japan. Below the banner, the "Sessions" page is displayed. On the left, a navigation menu includes "General information", "Announcements (0)", "Program", "Timetable", "Sessions", and "Search for presentations". The "Sessions" menu item is highlighted with a yellow box, and a red arrow points from it to the "Plenary" category in the main content area. The "Plenary" category is also highlighted with a red box. To the right of the "Sessions" menu, there is a search box for presentations and a contact information section. The main content area shows a list of sessions under the "Plenary" category. The first session, "[3A01-03] Plenary I", is highlighted with a red box. A blue box with a Zoom icon and the text "Live Streaming (Zoom)" is positioned over the session title. A red arrow points from this box to the "Live Streaming (Zoom)" text in the instructions below. The second session, "[4A01-03] Plenary II", and the third session, "[5A11-13] Plenary III", are also visible in the list.

- (1) Select a session category
- (2) Select a presentation for detailed information and/or download individual abstract of each presentation
- (3) To access live streaming session, click (No passcode is required except for Tutorials and Networking lunch.)

How to Download Abstract PDFs



[TOP](#) > Download PDF for print

Download PDF for print

You can download program PDF for print.

All

All dates	>	Mon. Sep 6, 2021	>
Tue. Sep 7, 2021	>	Wed. Sep 8, 2021	>
Thu. Sep 9, 2021	>		

Opening Ceremony & Plenary Session & Award Ceremony

All dates	>	Tue. Sep 7, 2021	>
-----------	---	------------------	---

Oral Presentation

All dates	>	Tue. Sep 7, 2021	>
Wed. Sep 8, 2021	>	Thu. Sep 9, 2021	>

- Program
- Timetable
- Sessions
- Download PDF for print

1. Click "Download PDF for print"

2. Choose abstracts of your choice

All abstracts of the conference

Abstracts of presentations on the selected date

Abstracts of the selected session categories (for the selected date)

* You can also download an individual abstract of each presentation from each presentation page (page 6)

How to View e-Poster

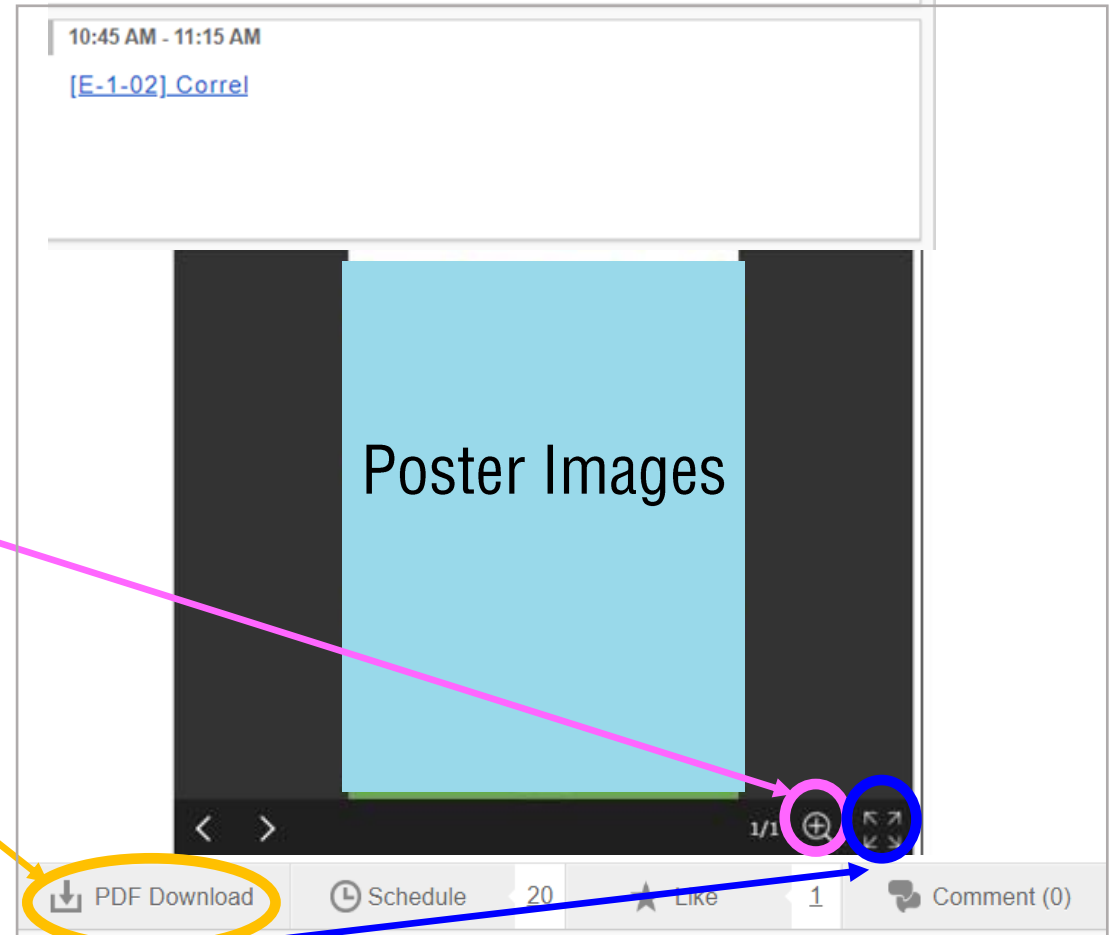
For poster presentations, posters appear below the title of each presentation.

Short presentation videos appear below images if available.

Click to enlarge the image

Download an abstract (PDF) of each presentation

Click to display the image full-screen



View Poster Presentation Video



Poster short presentation videos appear below poster images if available.

Click the play button to view the video.

Download the abstract (PDF) of each presentation

Click to leave comments to authors. (Needs to set your sharing configuration to "Share" from the "Account Settings" menu on the top right.)

A screenshot of a poster presentation video player interface. At the top, it shows the time "10:45 AM - 11:15 AM" and a link "[E-1-02] Correl". Below this is a video player showing a street scene with a green car in the foreground. The video player has a play button, a progress bar, and a "03:00" duration indicator. Below the video player is a control bar with several buttons: "PDF Download" (circled in yellow), "Schedule" (with a clock icon), "20" (representing views), "Like" (with a star icon), and "Comment (0)" (circled in blue). A red arrow points from the text "Click the play button to view the video." to the play button. A yellow arrow points from the text "Download the abstract (PDF) of each presentation" to the "PDF Download" button. A blue arrow points from the text "Click to leave comments to authors..." to the "Comment (0)" button.

For OFFLINE Poster Session Q&A (to BOTH On-site and Online presenters)



Participants can leave their comments to authors of each presentation on the conference platform until **February 17, 2023 (JST, UTC+09:00)**.

Presenters are requested to reply to the comments accordingly.

Write a comment and click “Post” to reply to the comments.

(Needs to set your sharing configuration to “Share” from the “Account Settings” menu on the top right.)

